

Approved for Issue - 4 June 2008

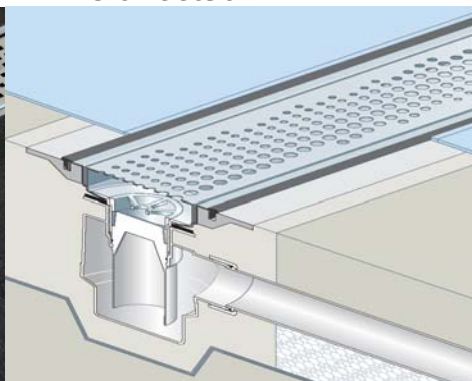
DECO VINYL Sheet

A 'Value for Money' Shower Channel for TILED Wet Room Installations. Specifically designed for Vinyl Sheet Flooring, DECO VINYL shower channels are made from 304 electro-polished stainless steel, & offer a simple solution to installing an attractive floor outlet in Concrete or Wooden Floors, without the use of a shower base.

Installed (Tile Finish Shown)



Cross Section



Grate Design



PRODUCT CHARACTERISTICS

- Stainless Steel Linear Shower Channel that collects waste water from a wide area.
- Come as a complete package, comprising Channel, Grate, Instructions and a UK 1.1/2" waste & trap
- Unique VINYL Seal for Welding Sheet Flooring
- Removable Grate allows easy access to clean trap
- Shelf Supporting Waste & Trap Assembly fits at one end

APPLICATIONS

DECO VINYL Shower Channels suit wet room floors where the installer is responsible for constructing & sealing the floor of a shower area within a wet room type bathroom. Suits :

- Level Access Flooring when Vinyl Sheet Flooring is the Specified Finish
- Commercial, Industrial, & Institutional Project
- Wheelchair & Special Needs– Bathrooms where accessibility is a essential element of the design
- Refurbishments & New Build
- Floor Structures – Suits Concrete, & Board over Wooden Joist

TECHNICAL DATA

- | | |
|-----------------------------------|--|
| • Length | : 700mm Long Visible (excl. Flange) : 726mm Overall (incl. flange)
: 800mm Long Visible (excl. Flange) : 826mm Overall (incl. flange)
: 900mm Long Visible (excl. Flange) : 926mm Overall (incl. flange)
: 1000mm Long Visible (excl. Flange) : 1026mm Overall (incl. flange)
: 1200mm Long Visible (excl. Flange) : 1226mm Overall (incl. flange) |
| • Width | : 80mm Wide(+/- 0.5mm) Visible [All Models]& 106mm Visible Overall (excl. Flange) |
| • Height (above unfinished floor) | : Height - Suits Vinyl & Adhesive - 25mm (+/- 0.5mm). See Cross Section |
| • Depth | : Overall Depth – 155mm inc. 50mm Water Seal Trap |
| • Outlet Centre | : Outlet centre is located 75mm from one visible end (102mm from Outer Edge) |
| • Waste & Trap | : Included – to EN1253 & connect to UK 1 ½ Outlet Pipe” |
| • Installation Sealing Kit | : None. Vinyl Floor used as only membrane |

Approved for Issue - 4 June 2008

MATERIAL

- Channel : 1.0mm thick welded construction electro-polished 304 Stainless Steel
- Grating : 1.5mm thick folded 304 Stainless Steel, with a faint Brushed Finish
- Trap : ABS, to EN1253

CAPACITY

- Trap : Waste & Trap : Horizontal (24Ltrs/Min)

DISPOSAL

- Packaging : To be disposed of according to local bylaws.

INSTALLATION INSTRUCTIONS

- Separate Sheet : Included in Package

PACKAGING

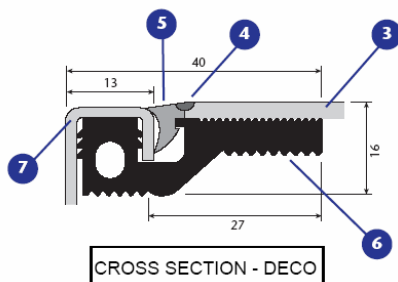
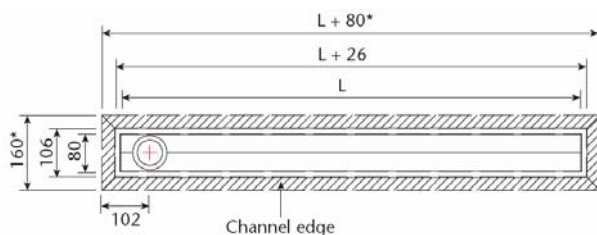
- Cardboard Box : To suit Channel

CONTENTS

Supplied in Single BOX (product Dependant)

- Channel
- Grate
- Waste & Trap – Horizontal

Range	Size	ART No.
DECO VINYL	700mm Long Shower Channel (726mm Overall)	002.00210
DECO VINYL	800mm Long Shower Channel (826mm Overall)	002.00211
DECO VINYL	900mm Long Shower Channel (926mm Overall)	002.00212
DECO VINYL	1000mm Long Shower Channel (1026mm Overall)	002.00213
DECO VINYL	1200mm Long Shower Channel (1226mm Overall)	002.00214



1. Features attractive 13mm Visible Rim Detail
2. Factory Fitted Vinyl Jointing System included
3. Suits 2-3mm thick flexible sheet flooring
4. Conventional Heat Welding Joint
5. Flexible Seal – Black PVC
6. Strong PVC Support
7. Stainless Steel Shower Channel

E&OE

We reserve the right to alter & amend specifications without prior notice
 This is not a specification document & does not guarantee performance
 © Bathroom Engineering™ June 08